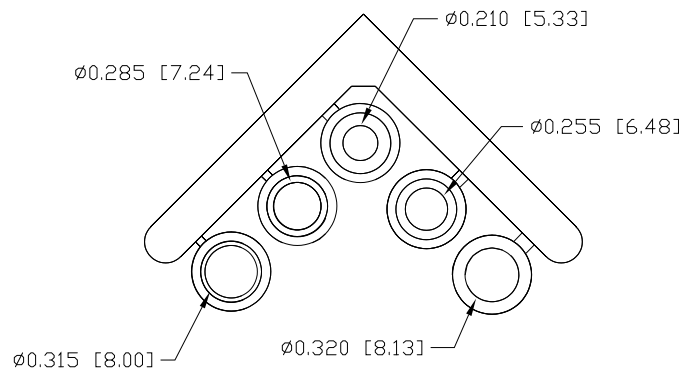
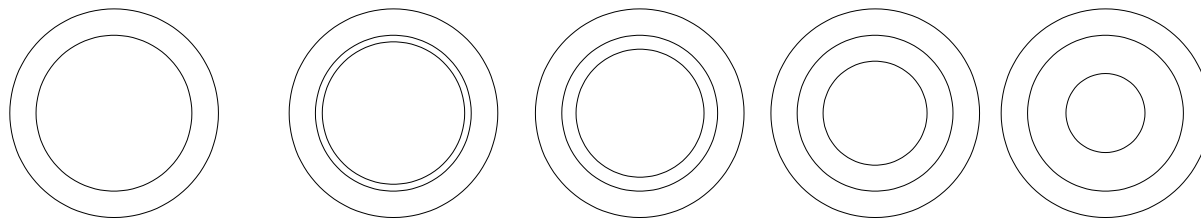
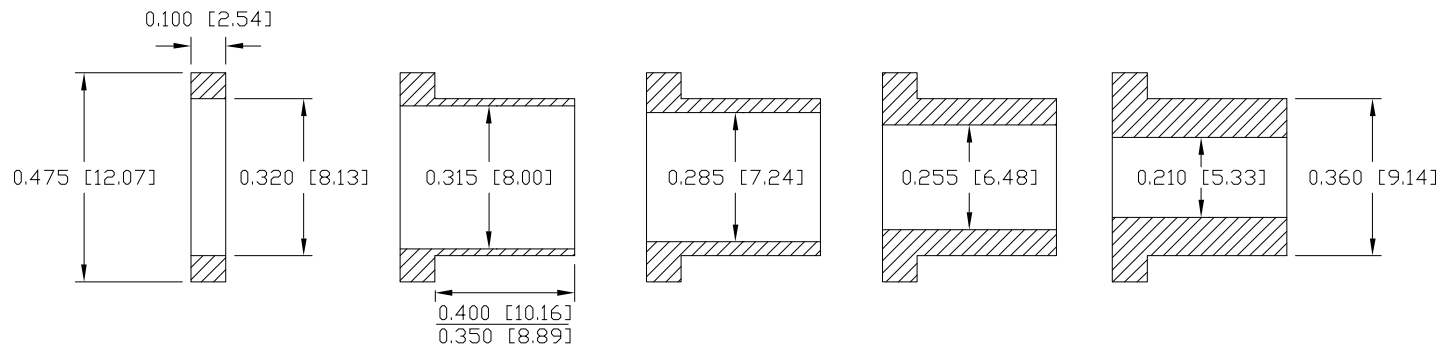


REV	DESCRIPTION	DATE
A	ECN 0556	14-JUL-05
B	ECN 0759	20-NOV-14
C	ECN 0798A	22-MAR-17
D	EN#032626	26-MAR-26



NOTES:

1. ALL DIMENSIONS IN INCHES [MM]
2. MATERIAL - THERMOPLASTIC UL94 V-0 BLACK
3. DUREMETER: 74 PER ASTM 2240 SHORE A 15 SEC.
4. TOLERANCE: ±0.020 UNLESS OTHERWISE STATED

THIS IS A CONTROLLED DOCUMENT AND IS SUBJECT TO CHANGE. CONTACT NORTHERN TECHNOLOGIES ENGINEERING FOR THE LATEST REVISION.

UNLESS OTHERWISE SPECIFIED	SIGNATURES	DATE	Northern Technologies			
1. DIMENSIONS IN INCHES [MM] 2. TOLERANCE UNLESS OTHERWISE SPECIFIED .XXX ± .005 [0.127] .XX ± .02 [0.508] .X ± .03 [0.762] FRACT. ± 1/32 ANGULAR ± 1/2°	DRAWN JSD	07-JUN-05	THIS DRAWING IS THE PROPERTY OF NORTHERN TECHNOLOGIES AND SHOULD NOT BE REPRODUCED WITHOUT NORTHERN TECHNOLOGIES' WRITTEN PERMISSION. PART NUMBER A62E000001V DESCRIPTION COMPRESSION INSERT 9/15C 94V-0			
	CHECKED SCN	07-JUN-05				
	ENG			SHEET 1	CODE 520_008V0	DWG NO. 0002-520-008V0
	ISSUED		07-JUN-05	SCALE N.T.S.		SHEET 1 OF 1