

REVISIONS		
REV	DESCRIPTION	DATE
A	ECN 0636	25-SEP-07
B	ECN 0638	03-DEC-07
C	ECN 0693	25-FEB-11
D	ECN 0784	06-JUN-16
E	ECN 0793	27-JUL-16
F	ECN 0834	14-APR-22
G	ECN 0843	21-AUG-23
H	ECN 0852	15-OCT-24
I	NC0001	01/16/2026

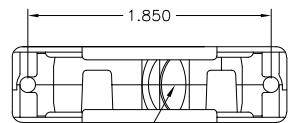
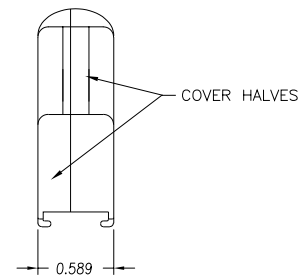
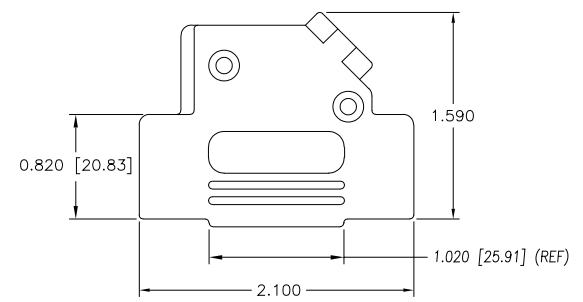
NO LOGO



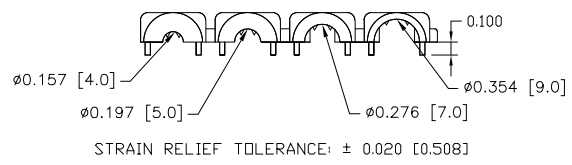
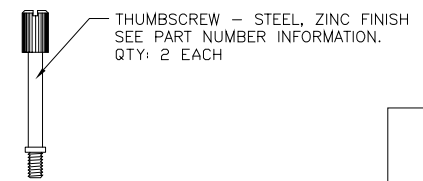
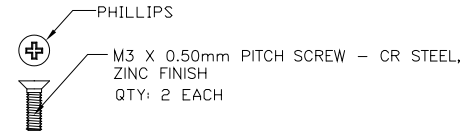
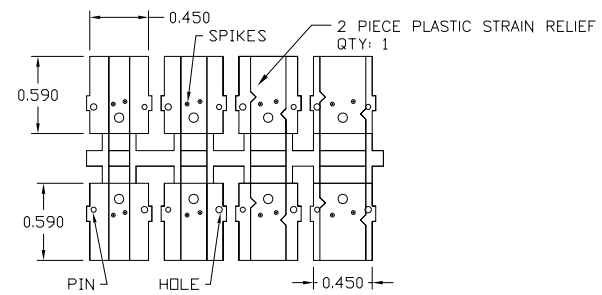
PART#	THUMBSCREW	SUPPLIED
MHDE45ZK25K	#4-40 THREAD	PACKAGED
MHDE45ZK25KM25	M2.5 THREAD	PACKAGED
MHDE45ZK25KM26	M2.6 THREAD	PACKAGED
MHDE45ZK25KM3	M3 THREAD	PACKAGED

CONNECTOR COVER:  
 1. MATERIAL: ZINC DIE-CAST  
 2. FINISH: NICKEL OVER COPPER UNDERPLATE  
 3. DIMENSIONS: INCHES [MM]  
 4. TOLERANCE: ±0.015 [0.381]

COMPRESSION INSERT TREE  
 1. MATERIAL: THERMOPLASTIC  
 2. COLOR: BLACK  
 3. DUROMETER: 70 - TYPE D  
 4. DIMENSIONS: INCHES [MM]  
 5. TOLERANCE: ±0.015 [0.381]



Max. Cable Dia. 0.453 [11.5]



UNLESS OTHERWISE SPECIFIED 1. ALL DIMENSIONS ARE IN INCHES (MM) 2. DIMENSIONS ARE TYPICAL	Northern Technologies		THIS DRAWING IS THE PROPERTY OF NORTHERN TECHNOLOGIES AND SHOULD NOT BE REPRODUCED WITHOUT NORTHERN TECHNOLOGIES WRITTEN PERMISSION.	
	PART NUMBER	SEE PART NUMBER INFORMATION		
THIS IS A CONTROLLED DOCUMENT AND IS SUBJECT TO CHANGE. CONTACT NORTHERN TECHNOLOGIES ENGINEERING FOR THE LATEST REVISION.	DESCRIPTION	CMA 25 45 DEGREE EXIT METAL COVER		
	SIZE B	DWG NO.	0002-200-114	REV I
	SCALE N.T.S.			SHEET 1 OF 1