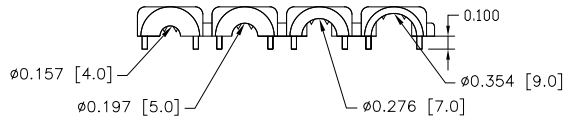
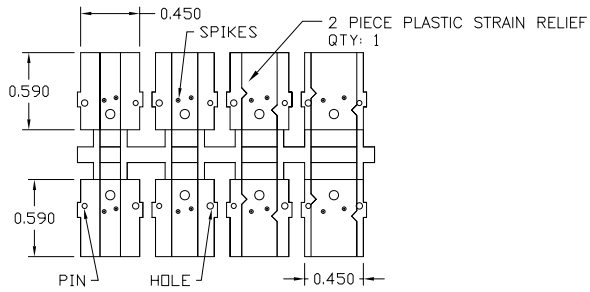
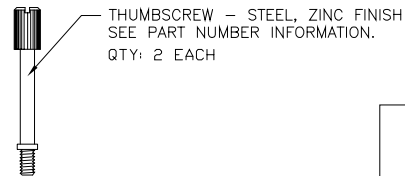
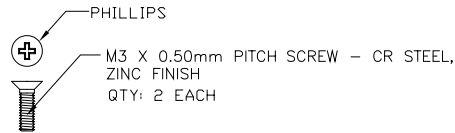


Max. Cable Dia. 0.453 [11.5]



STRAIN RELIEF TOLERANCE: ± 0.020 [0.508]



REVISIONS

REV	DESCRIPTION	DATE
A	ECN 0636	25-SEP-07
B	ECN 0638	03-DEC-07
C	ECN 0693	25-FEB-11
D	ECN 0784	06-JUN-16
E	ECN 0793	27-JUL-16
F	ECN 0834	14-APR-22
G	ECN 0843	21-AUG-23
H	ECN 0852	15-OCT-24
I	NC0001	01/16/2026

NO LOGO



PART#	THUMBSCREW	SUPPLIED
MHDE45ZK15K	#4-40 THREAD	PACKAGED
MHDE45ZK15KM25	M2.5 THREAD	PACKAGED
MHDE45ZK15KM26	M2.6 THREAD	PACKAGED
MHDE45ZK15KM3	M3 THREAD	PACKAGED

CONNECTOR COVER:

1. MATERIAL: ZINC DIE-CAST
2. FINISH: NICKEL OVER COPPER UNDERPLATE
3. DIMENSIONS: INCHES [MM]
4. TOLERANCE: ± 0.015 [0.381]

COMPRESSION INSERT TREE

1. MATERIAL: THERMOPLASTIC
2. COLOR: BLACK
3. DUROMETER: 70 - TYPE D
4. DIMENSIONS: INCHES [MM]
5. TOLERANCE: ± 0.015 [0.381]

UNLESS OTHERWISE SPECIFIED

1. ALL DIMENSIONS ARE IN INCHES (MM)
2. DIMENSIONS ARE TYPICAL

Northern Technologies

THIS DRAWING IS THE PROPERTY OF NORTHERN TECHNOLOGIES AND SHOULD NOT BE REPRODUCED WITHOUT NORTHERN TECHNOLOGIES WRITTEN PERMISSION.

PART NUMBER SEE PART NUMBER INFORMATION
DESCRIPTION CMA 15 45 DEGREE EXIT METAL COVER

THIS IS A CONTROLLED DOCUMENT AND IS SUBJECT TO CHANGE. CONTACT NORTHERN TECHNOLOGIES ENGINEERING FOR THE LATEST REVISION.

SIZE	DWG NO.	REV
B	0002-200-113	I
SCALE N.T.S.	SHEET 1 OF 1	